



Future trends – is Mobility as a Service the magic wand?

Richard Harris, Xerox





Xerox Transport Services



37 billion

transit fare transactions
processed annually



100 million

and more public transport
tickets processed daily



5 billion

dollars in toll revenue
collected annually



#1

Worldwide rank in transportation
services to governments



50%

of electronic toll collection
processed in the US



35

Countries use our solutions
in transportation



16 million

parking violations
processed



10

Customer service centers
supporting 22 toll agencies





Xerox Transport Services



37 billion

transit fare transactions
processed annually



100 million

and more public transport
tickets processed daily



5 billion

dollars in toll revenue
collected annually



#1

Worldwide rank in transportation
services to governments



50%

of electronic toll collection
processed in the US



35

Countries use our solutions
in transportation



16 million

parking violations
processed

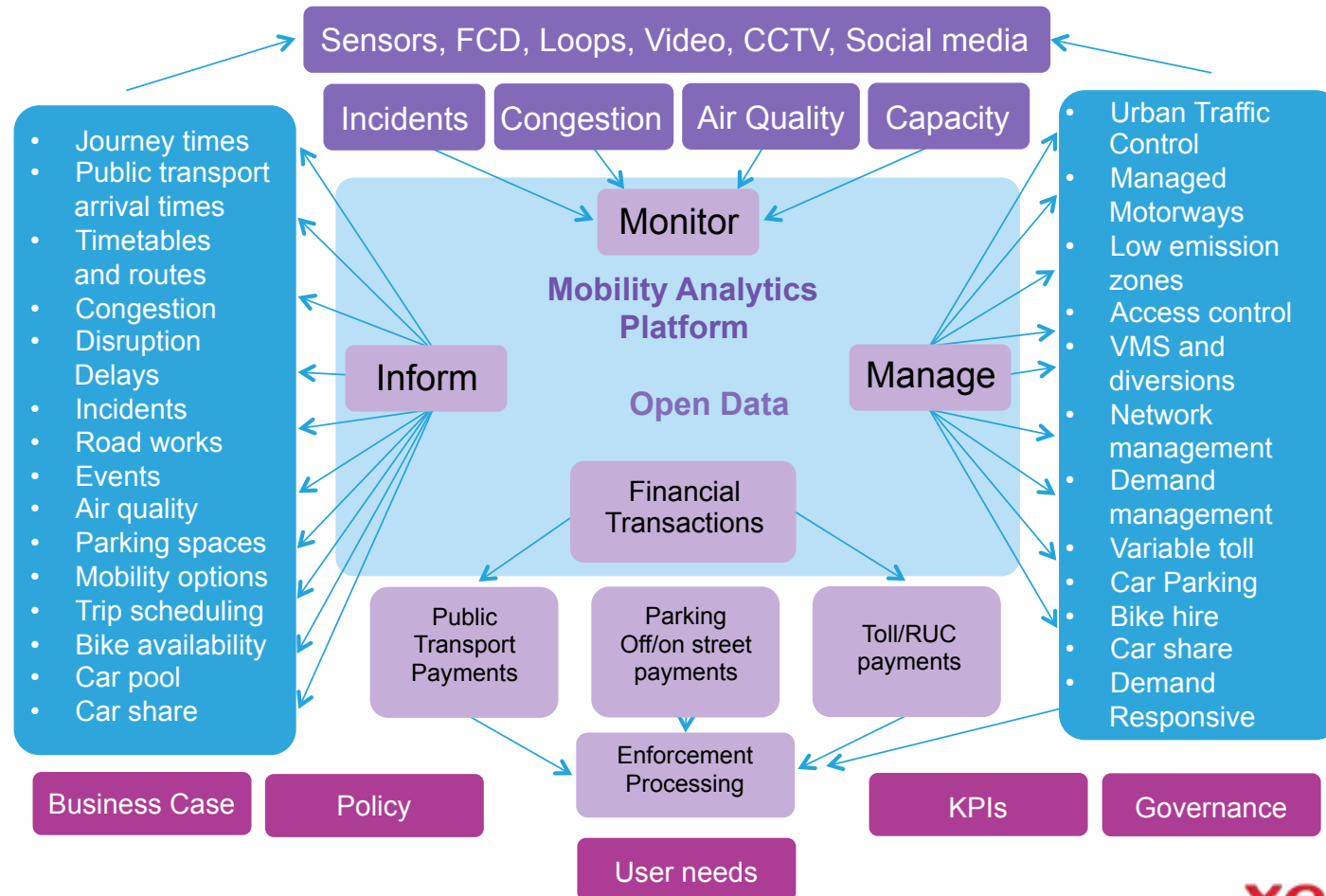


10

Customer service centers
supporting 22 toll agencies



Integrated transport and mobility services



OPUS – Montréal (Québec)

- **19 operators in Montréal share a single back office platform while their sensitive data is kept data secure**
- One contactless Card “OPUS”, 3,000 bus, 5 train lines & 4 metro lines
- 1.2 million contactless cards processed daily
- 12% increase in ridership
- Data analytics

xerox 

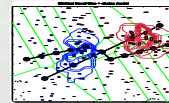


City Mobility Analytics

Analytics tools for the city operator to optimize transportation infrastructure and manage demand.

Analysing public transport operations, parking usage, traffic flow, mobility requirements, demographics, land use, ...

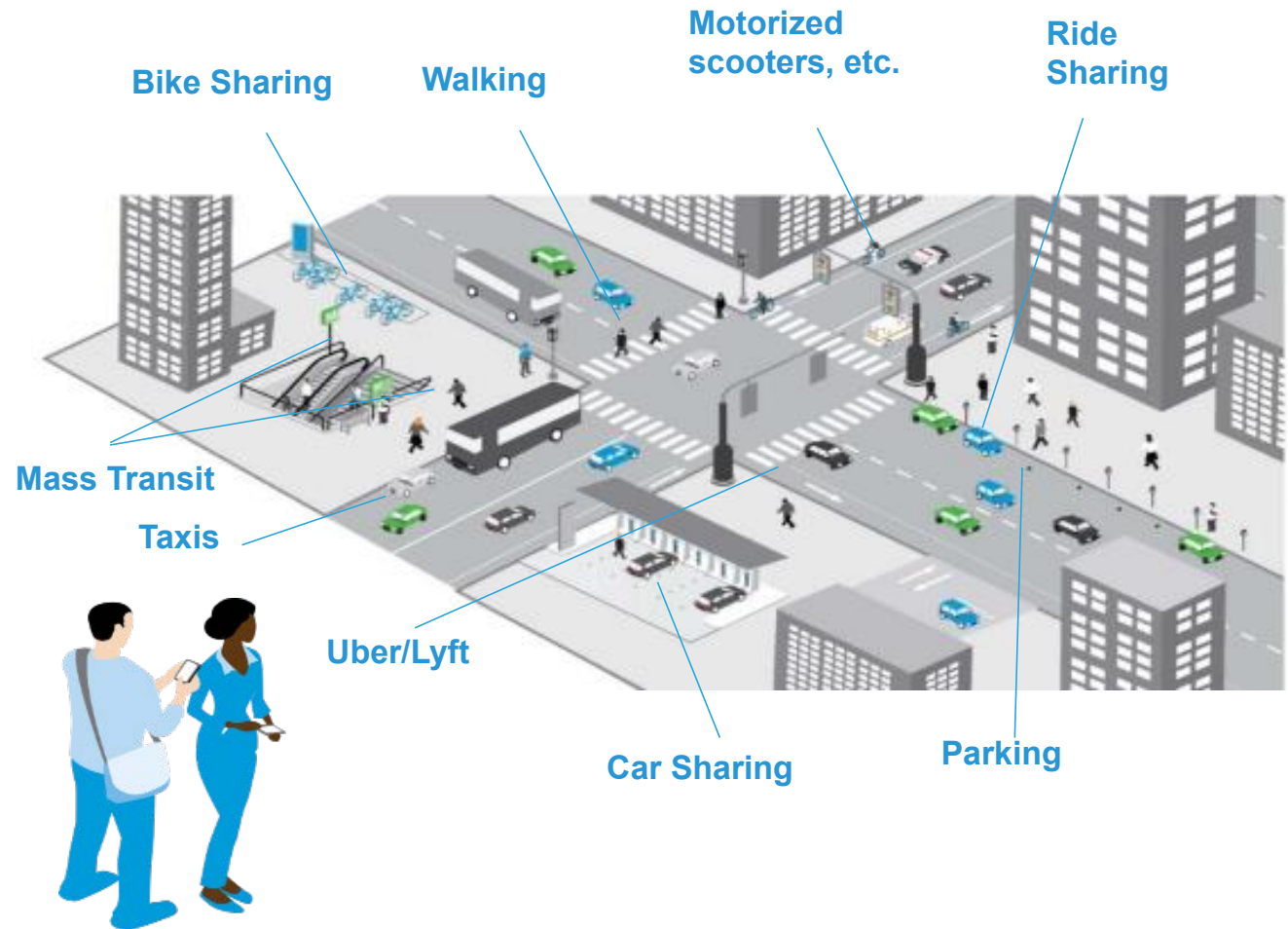
Made Understandable and Simple!



xerox

What is driving growth of Urban Mobility?

- 18-24 year olds will represent 50% of urban workforce by 2025 how to serve them?
- Less reliant on cars; mobility decisions on-the-fly
- Drivers of the Sharing Economy



By 2025:

37%

will use an
electric car

50%

one App for
all transport
needs

32%

will use a self
driving car

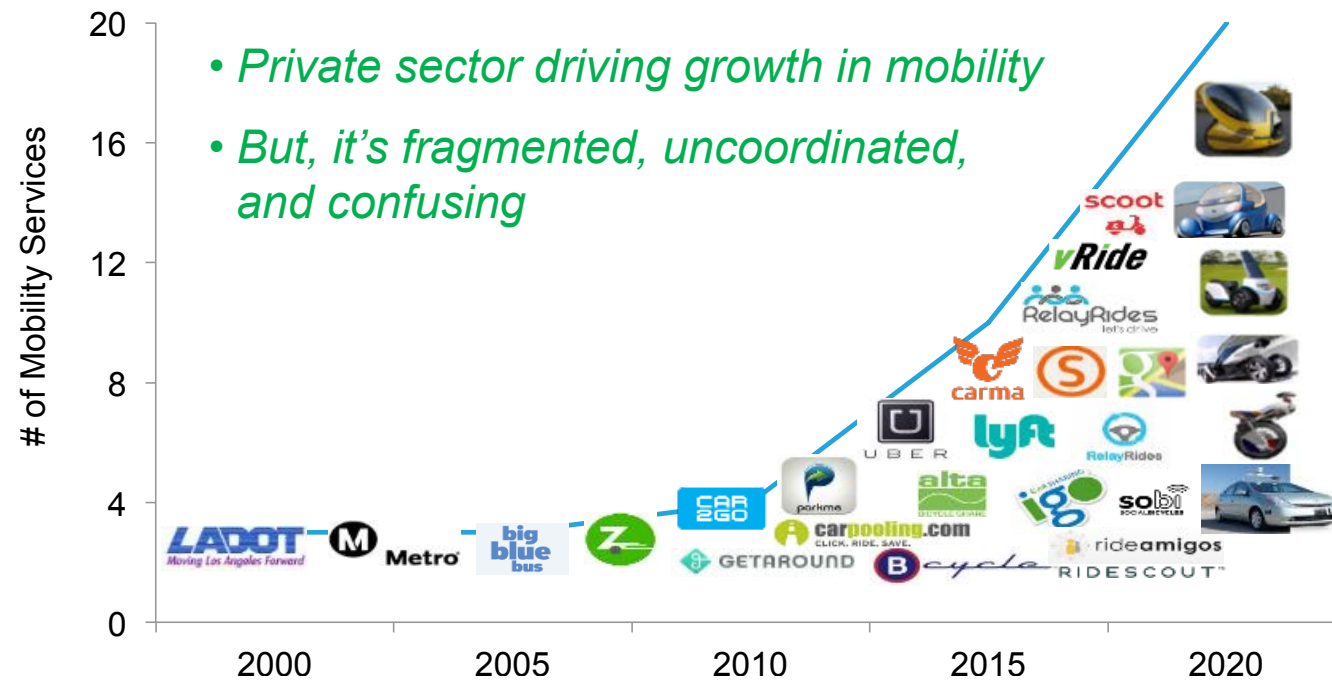
51%

will decide where
to live and work
based on transport

41%

will not use
cash to pay
for transport

Rapid Growth creating “Wild West” in Mobility



Go Denver

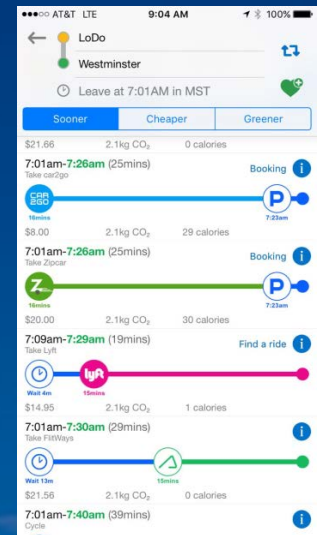
- Giving you mobility choices to improve how Denver Moves
- Your preferences & requirements
- Trip planning
- Compare results
- Trip details
- Travel history

www.GoDenverapp.com



Go Denver

Choose Your Own Way

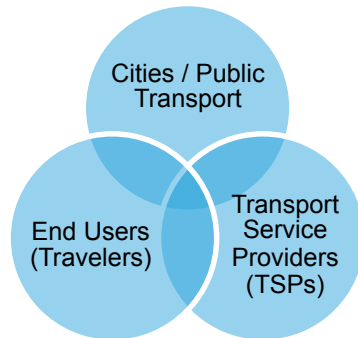


Powered by **xerox** 




Go Denver – making sense of mobility

- Regional mobility analytics
- System optimisation
- Public feedback / Co-creation
- Revenue share in future



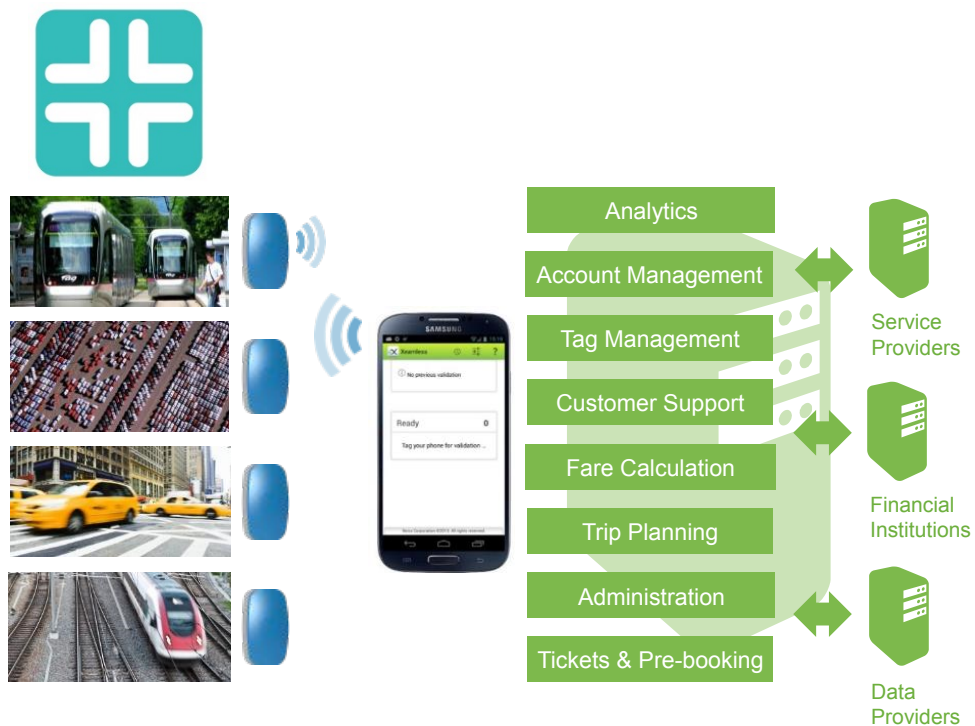
- Know all my options
- Personalised analytics
- Commuters, tourists, etc.

- Access to customers
- Launching platform
- Level playing field



Xerox Seamless™ Transportation Solution

The device-less e-ticketing system





More Liveable City

Economy

Safety

Inclusion

Mobility

Environment

Accessibility

Efficiency

Quality
of life

Reliability

Health



For Further Information



Richard Harris
Solution Director
International Public Sector
Xerox

richard.harris@xerox.com

UK Survey

<http://www.xerox.co.uk/services/transport-solutions/commuting/engb.html>

European report

<https://www.xerox.co.uk/en-gb/services/transport-solutions/insights/urban-survey>

